Translate ▼

OVF NEWS

October/November 2025

Garden Master's Message

Hello everyone,

In the May newsletter, I referenced my effort as OVF Garden Master to develop an OVF tree maintenance plan. The goal is to upgrade tree care at the garden by bringing in professional arborists. In the past, to save money, OVF members have been the tree care and maintenance providers. Unfortunately, the results were often poorly pruned and/or damaged trees. For example, the stone pines along Cerritaola were trimmed "in house" by OVF members. The pines were pruned so poorly that the trees became a disfigured mess that will be difficult to correct (google "bar-tail stone pine pruning" for a description of what was done to the Cerritaola pines). Unfortunately, the pines along Cerritaola are not the only trees that received this tree care. The care and safety of OVF trees must be in professional arborists, and as Garden Master, I will rely on them to do the work.

In the past four months, we met with four professional arborist companies and walked the garden with them to assess the condition of the trees. Two of the companies were very good, and we will be contacting them for the next not-quite-excellent-at-the-fair-at-O'Neill-c-Tower time, due to poor tree care, the tree's branches had been allowed to get large and heavy, and the trees are now too large for the space they are in and injure people. As Mitsubishi says, "Big limbs of mine hurt people, sometimes whole trees, often fall without warning so that camping or picnicking near them is dangerous…"

We received proposals from the arborists to remove the tree and stored materials from the garden, and to prune the trees. The proposals were not with us for several years at the time. The truck and large equipment would be saved and cut up for use in projects around the garden, and the rest of the tree chipped for mulch. No part of the tree left OVF.

The reuse projects began immediately after the tree came down. One project was to construct a bench from the tree trunk. The bench will be at the outlets and inside of the camping area so they have somewhere to put their stuff down while they unlock the gate. For my agreement with the OVF Garden Master, the company removed all the stump (about 2 feet height of a stump), and three days later at the OVF workday, heavy stump shovels were moved into place at all the parking lot gates. The workday was a success, and the stump shovels are now in place and will be a great upgrade. We appreciate the time it takes to adapt the trunks and branches of the tree for use in the garden.

The next part-workplace was not removed on a whim, and the decision was made based on the recommendations of professional arborists. The arborists said that the tree was in poor condition and recommended it be used that the tree was taken down. But the safety of people was at stake, and removal was the only option that could ensure that no one would be hurt.

We'll continue to move forward with professional arborist guidance to ensure that the trees at OVF are healthy and safe.

See you in the garden,
Jeff Kaplan
OVF Garden Master



OVF Calendar

Work Days	Board Meeting	Native Club Meeting
November 1 Saturday 9am-Noon Note: November 30-Cancelled	November 18 3-5pm (Members welcome)	November 2 1:00pm

Full Calendar

Upcoming Events at OVF

(All events are held at the main OVF meeting area unless otherwise stated.)

Nov. 2, 1 pm	OVF Native Plant Club Club Together
Nov. 8, 9am-12 pm	Saturday Work Day
Nov. 15, 3:00 pm	Garden Master Office Hour at PYL pint NBB
Nov. 18, 5:30 pm	OVF Board Meeting
Nov. 19, 1:00 pm	Garden Master Office Hour at OVF office
Nov. 19, 6:00 pm	Native Club Meeting Office Hour at OVF office
Nov. 22, 4:00 pm	Garden Master Office Hour at OVF office

2026 SIGN UP FOR WORKDAY SUPERVISOR AND TIMEKEEPER SPOTS

The workdays are run by the Garden Master and two member supervisors who are responsible for keeping workers safe and on task. There are spots for the new year. This allows the workdays to run smoothly throughout the new year.

Sign ups for 2026 workday supervisor and timekeeper spots will begin now. Simply email the Garden Master at ovfgardenmaster@gmail.com and let him know that you would like to be a workday supervisor. There is a specific month you may choose from. Once the applicant list is completed and the workdays scheduled, you'll be contacted with available dates. Please note that workdays can vary by the month and season.

DO YOU WANT TO BE A SUPERVISOR?

Workday supervisors are responsible for all the assigned workday, the member who sign-up for a supervisor receives SIX COMMUNITY HOURS for being at the workday for four hours. The supervisor shows up an hour before workers arrive to open the gate, unlock the tool shed, and place their assigned members to tasks during the workday. Please note that supervisors are responsible for the safety of the workers, and must be at the garden the entirety of the workday. Workers have a quick reference sheet which shows you what to do, it's a straightforward assignment.

DO YOU WANT TO BE A TIMEKEEPER?

The job of timekeeper is a big mentions in and out of the workday at the garden. Timekeepers are responsible for keeping track of attendance because you are sitting at the computer during the workday. Therefore, we need someone who is comfortable with computers, and who is comfortable with physical or mental fatigue. Please be respectful and considerate of the other members. The timekeeper receives three hours plus the additional time needed to wrap up the workday.

The garden operates through the contributions of all members. Supervisors and timekeepers are essential to the success of our workdays, thereby becoming involved in running the workdays as a supervisor or timekeeper.

Work Hours Opportunity

Special community service hours project: A film crew will be located at OVF on Saturday, November 8, from 9 am to 12 pm. Volunteers are needed at the garden for 3 hour shifts, from 6:30 am until 7 pm. If interested, please contact Sinbey wsp. ecovh7@gmail.com.

Phase Rep 1U Message Regarding the 1U Tree

Imagine coming to the garden and finding the driveway blocked by a 50-foot tree. Imagine having to drive around the tree and then find the gate blocked by a large cracking sound before a branch weighing hundreds of pounds falls to the ground. Then imagine that you or your family did not manage to avoid the tree and it fell on you. Imagine that you survived the tree but were so badly hurtpain because the sudden force of the top of Upper Phase was harvested Thursday, October 23d, by Pacific West Tree Care, Inc. Pacific West Tree Care, Inc. was contracted to remove a dangerous tree, about by Gate #1 for decades but a growth of 5 feet and was approximately 40 feet tall. Inconsistent ring formation prevented getting an approximate age of the tree. Pacific West Tree Care, Inc. was contracted to remove the dangerous tree. For years (before Tomas Rodriguez Phase Rep) I have been concerned about the safety of the tree. After I let the research, I was convinced that the tree was a hazard and needed to be removed. The tree was a hazard and OWF Cartelaola from a very long period of time.

Pacific West hoisted a professional team of six men with all the tools, equipment and safety gear to take down the tree. Pacific West Tree Care, Inc. agreement reached with the OVF Garden Master, the company removed all of the parts of the tree. Pacific West took extra time to saw the limbs and trunk into firewood lengths and left the wood in the parking lot for the use of ways around the garden. All of the chipped wood was distributed to the mulch pile for use in the garden.

At the end of the day Thursday, after the tree had been harvested, the Pacific West arborist pointed out an area in the center of the stump. He said that there was a hollow area in the center of the stump, and it was rotting on the inside. When they came back the following Tuesday (Oct. 28th) to grind the stump, it was discovered that the tree was almost below the soil surface.

As beautiful and impressive as this eucalyptus was, it was an accident on its way to happen. Fortunately, it was harvested before it fell on a car, a person, Vista Family living or even the garden. When you are asked to a big or table or stock or anything else that this tree has provided to the garden, give it a pat and thank it for its service.

Dean Clevenstine
Phase 1U Representative



Member Hours Alert

OVF Membership Secretary Lisa Bellomo reported that 60.0 percent of OVF members have not yet met the required annual 12 hours of community service. Lisa's report, dated October 1, 2025, indicates that 40 members are having worked up or have hours for the year.

There are three more workdays left in 2025, with each workday comprising three hours, those who need to make up hours can do so at:

Saturday November 8 - 9 am to noon
Sunday November 30 - CANCELLED due to Thanksgiving
Saturday December 13 - 9 am to noon
Sunday December 28 — 1 pm to 4 pm

There is also a general meeting and potluck on December 13, worth 1 hour.

Lisa also encourages members who need hours to make a plan and, if necessary, speak to their Phase Rep or Garden Master Lisa Harnett for other opportunities. Lisa also encourages members who need hours to read the newsletter for various work groups, with one always looking for assistance another volunteer. Lisa thanked those who have already completed their hours for the year.

If the required hours are not met by year-end, a termination letter will be sent to you, and you will not be able to renew your membership.

Carnage in the Greenhouse

By Nina Rumely, Greenhouse Keeper Since 2012

Sometime over Sunday night on September 28, a family of rats got into the greenhouse and ate the entire crop of Cherokee Purple tomatoes. They ate the serious pests and thus beans to get to the pesky. This tremendous loss is devastating. I cried when I walked into the greenhouse. We lost 124 six packs and 20 four-inch pots of seedlings which represented $622 for OVF.

Back in 2010 after the first rat incursion, I and three other volunteers, Dean Clevenstine, Ann Marie Ryan, and Ann Marie's husband, Ed, worked to make the greenhouse it could and rodent-proof. The project took us all day. 7 hours. This system worked for a number of years until now. The rats chewed through the wire mesh and entered the greenhouse on the south side. They can also get in under the door gap.

Additionally, the greenhouse is riddled with termite damage. The chair in front of the door holds it closed because the frame is rotting. The wall supports for the two lower shelves on either side are also splintered and rotting. The greenhouse is a hazard to people and a hazard to rats. The solution is a new greenhouse with a metal frame and double-walled polycarbonate panels on a solid yard. Metal shelving will also be needed.

I have researched greenhouse replacement options. The deal in my opinion is a metal-framed greenhouse. While a larger greenhouse would be ideal, I think a 10'x20' greenhouse would be sufficient for OVF. The cost is $7,000, estimate for a new greenhouse and staining is $13,000. OVF does have a number of contractor members who could help with this project.

The seedling program started in 2012 and began generating funds for OVF in 2014. To date, the OVF Greenhouse has contributed funds of $23,000 to OVF. The greenhouse has provided over 1,000 six-pack seedlings to the membership will approve this project.

The social connections that members enjoy while standing in line before the sale and talking with me and the partners does a lot to encourage community and the sharing of gardening knowledge. The OVF Greenhouse is so much more just a fundraiser. It brings us together.

Newsletter Editor's Message

October is ordinarily a beautiful month at OVF, but we've marked two profound losses: the 13-year old greenhouse, already weakened by termites, was again raided by rats; and a majestic but dangerous eucalyptus tree at the top of Phase 1 was taken down. You can read more about both of these events in this newsletter.

In the effort to best cover these events, allowing people deeply involved in them to have their say, I made the decision to publish the very beginning of November. Or, as my co-editor Rachel J. says, Halloween ghosts ate the October issue. From now on, we hope to issue the newsletter at the beginning of the month, not at the end.

Please take a moment to take the survey at the end of the newsletter on what you do and don't like about the newsletter. The newsletter is for you - but we only know what you want if you let us know. Please feel free at any time to email me with suggestions and recipes.

Many thanks.
Debra Kaufman
OVF Education Chair and Newsletter Editor

Member Survey

The newsletter team is small, but dedicated to providing members with timely, useful information on the OVF garden community. *To ensure we're providing you with the best possible newsletter, we've created a short survey soliciting member feedback. We'd like to know how much of the newsletter you read each month, your favorite (and least-favorite) content, and if there's anything more you'd like to see.*

This should only take about five minutes of your time and is completely anonymous. Thanks in advance!

Link to the Survey



General Meeting Focuses on Community Service

Over 100 members attended the October 11 general meeting, which focused on the various ways that gardeners can participate in community service. One such opportunity is for members to volunteer as docents to groups and schools touring the garden. President Shirley Vernale noted that the city's Recs & Parks (RAP) department, which administers the land on which OVF is located, looks favorably on activities that outreach to and benefit the surrounding community.

Among a wide range of other community service opportunities, some require training, including being a phase rep, workday supervisor, plumber (no previous experience required) and even gate closer. Sometimes specific community service jobs become available; Shirley plans to set up a hotspot for Internet access at OVF, a position quickly filled at the meeting.

OVF Orchard Supervisor Gale Jones gave a tutorial on some of the tools available in the toolshed, naming and identifying specific uses for each one. *She noted that a tool with red tape on the handle means it belongs in the* toolshed, and that tools located there can be checked out via your phase rep, Shirley or Les (Hammil, garden master).

Shirley concluded by noting that, at the next general meeting, in December, members will vote on the budget. "As a membership-based corporation, it's an important meeting to attend," Shirley says. "It's a great privilege for us to be here," she adds. "And it takes a lot of work to keep us here."

Recipes from the Garden

Here's a recipe contributed by OVF gardener Rachel J. Have a recipe using garden ingredients you'd like to share? Email it to ovfdeb@gmail.com

Pumpkin-Apple Tagine

Tagine is a Moroccan style of stew which incorporates fruit and spices (and sometimes meat) for delicious results. Traditional tagine is made in a unique style of ceramic pot, but I've made mine in a lidded high-sided aluminum or cast iron pot and had it turn out perfect. This dish has become a staple Thanksgiving side in my household. In the words of one reviewer, "It tastes like fall!"

This recipe serves 4-6 as a side, but can easily be scaled up (the picture features a version meant to serve 16).

Ingredients:

1 Tbsp olive oil
1 small pie or sugar pumpkin, about 3-4 lbs
1 yellow onion
2 garlic cloves
1 Tbsp fresh ginger, grated
1 tsp turmeric
1 tsp ground cinnamon
1/2 tsp cayenne pepper
2 large tart apples (Granny Smith ideal)
2 cups vegetable stock
1/2 cup dried cranberries
2 Tbsp honey
1 Tbsp fresh lemon juice
1/2 cup almonds, slivered and toasted

Process:

Peel the pumpkin and cut off the stem. Cut in half and scrape out the seeds and gooey bits (the seeds can be rinsed, dried, and toasted with your favorite seasoning as a tasty snack). Cut into 1-inch cubes. Core and cube the apples (peeling unnecessary). Dress apples with lemon juice to prevent browning. Chop the onion and mince the garlic.

Heat olive oil in a pan, and sauté the onion until soft and translucent. Add garlic and sauté for 1 minute.

Stir in the ginger, turmeric, cinnamon, and cayenne. Add the pumpkin and stir to coat.

Add stock, apple with lemon juice, cranberries, and honey. Bring to a boil and then simmer, covered, until the pumpkin is fork-tender (about 15 minutes).

Garnish with the almonds. Serve warm with saffron rice or as a side.

Optional: I make this recipe vegetarian, but you can use chicken stock and add in 2 diced and cooked chicken breasts when you add in the pumpkin.

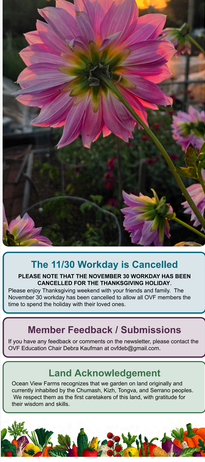

The 11/30 Workday is Cancelled

PLEASE NOTE THAT THE NOVEMBER 30 WORKDAY HAS BEEN CANCELLED FOR THE THANKSGIVING HOLIDAY.
Please enjoy Thanksgiving weekend with your friends and family. The November 30 workday has been cancelled to allow all OVF members the time to spend the holiday with their loved ones.

Member Feedback / Submissions

If you have any feedback or comments on the newsletter, please contact the OVF Education Chair Debra Kaufman at ovfdeb@gmail.com.

Land Acknowledgement

Ocean View Farms recognizes that we garden on land originally and currently inhabited by the Chumash, Kizh, Tongva, and Serrano peoples. We respect them as the first caretakers of this land, with gratitude for their wisdom and skills.

Copyright (C) 2025 Ocean View Farms. All rights reserved.
Our mailing address is:
Ocean View Farms, Inc. PO Box 861425 Los Angeles, CA 90086 USA
Want to change how you receive these emails?
update your preferences or unsubscribe